

**GUARDRAIL
ACCESSORIES**

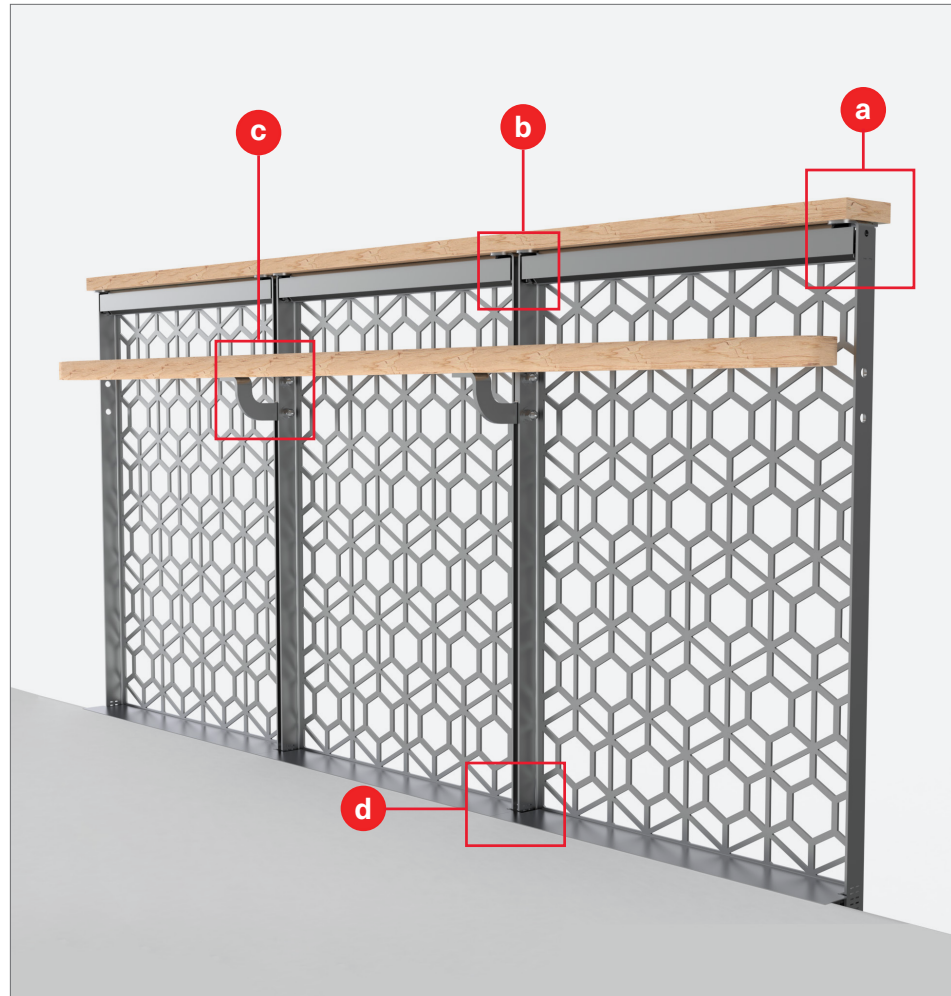
These drawings can not be used for the purposes of soliciting, negotiating, procuring, fabricating or otherwise obtaining quotes from other vendors. They are the sole and absolute property of BOK Modern and may only be used by or under license from BOK Modern.

Any reproduction, distribution, modification, public display or representation of the content in these drawings, in part or as a whole, in any medium, without the prior express written consent of BOK Modern LLC. is strictly prohibited and may result in legal action.



GUARDRAIL ACCESSORIES

[WOOD CAP]



- (a) WOOD CAP**
Our integrated attachment "tabs" allow wood caps to be seamlessly added to the system.
- (b) LED LIGHTING**
Our snap-in-place channel holds the controller and fits inside the existing handrail return on our guardrail panels. A connector carries the wiring from panel to panel while keeping it protected from the elements.
- (c) HANDRAIL ATTACHMENT**
Our folder handrail brackets are easily added on to the system via the connecting hardware. Various profile handrails can be attached to our brackets.
- (d) COVER PLATE**
For a cleaner detail at the finished floor, Bok Modern has developed a snap in place cover plate to close the gap between the inside of our panels and fascia (typically 2.5-3").

BOKMODERN.COM

For any questions please call
415.749.6500 X 295


GUARDRAIL ACCESSORIES

[LED LIGHTING]



BÖK'S NIGHTLIGHTS

Our integrated lighting both nightlights the panels face as well as lighting the walking surface below.



BOKMODERN.COM

For any questions please call
415.749.6500 X 295

GUARDRAIL BRACKETS

[HANDRAIL ATTACHMENT]



ANGLED

Our integrated brackets can be in the same color at the panels, or left in natural stainless steel.



J HOOK

Our integrated brackets can also be shaped to your design preference.

BOKMODERN.COM

For any questions please call
415.749.6500 X 295

GUARDRAIL BRACKETS

[COVERPLATE]



BEFORE COVERPLATE

Shown above is our typical code compliant guardrail at the floor level.




AFTER COVERPLATE


Taking less than 10 seconds to install, the coverplate adds a seamless finish to any guardrail project. Not just as an aesthetic addition, but a functioning one as well.

BOKMODERN.COM

For any questions please call
415.749.6500 X 295



GUARDRAIL ACCESSORIES



BOKMODERN.COM

For any questions please call
415.749.6500 X 295